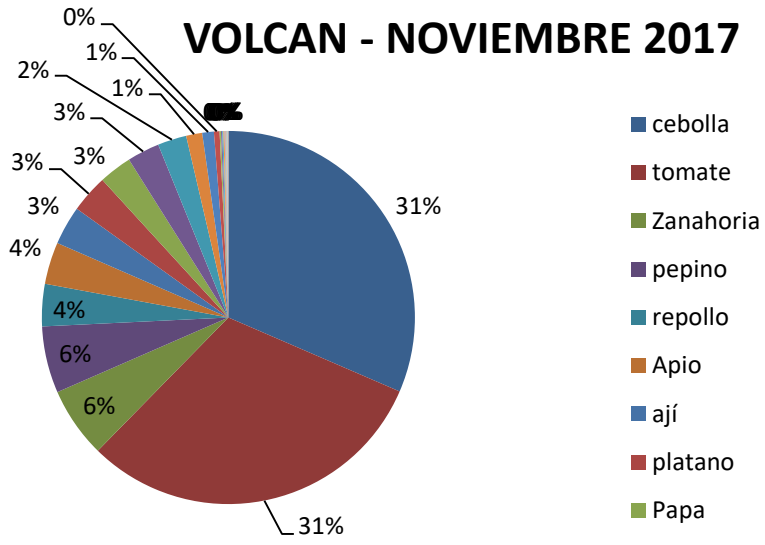


VOLCAN

CANTIDAD DE PRODUCTO INGRESADO AL CENTRO PARA EL MES DE NOVIEMBRE 2017

| | | | | |
|-------------------------------|---------------------|----------------------|--------------|-------------|
| Año | 2016 | | | |
| Tipo | (Todas) | | | |
| Productor | (Todas) | | | |
| Entrada al Centro (lb) | Etiquetas de | | | |
| Etiquetas de f | 11 | Total general | QQ | % |
| cebolla | 125,904 | 125,904 | 1,259 | 31% |
| tomate | 123,351 | 123,351 | 1,234 | 31% |
| Zanahoria | 24,457 | 24,457 | 245 | 6% |
| pepino | 23,116 | 23,116 | 231 | 6% |
| repollo | 14,643 | 14,643 | 146 | 4% |
| Apio | 14,560 | 14,560 | 146 | 4% |
| ají | 13,465 | 13,465 | 135 | 3% |
| platano | 13,167 | 13,167 | 132 | 3% |
| Papa | 11,433 | 11,433 | 114 | 3% |
| Lechuga | 11,217 | 11,217 | 112 | 3% |
| Brocoli | 9,995 | 9,995 | 100 | 2% |
| pimenton | 5,567 | 5,567 | 56 | 1% |
| Remolacha | 4,028 | 4,028 | 40 | 1% |
| zapallo | 1,937 | 1,937 | 19 | 0.5% |
| Zucchini | 473 | 473 | 5 | 0.1% |
| perejil | 442 | 442 | 4 | 0.1% |
| berenjena | 395 | 395 | 4 | 0.1% |
| cebollina | 394 | 394 | 4 | 0.1% |
| pepinillo | 286 | 286 | 3 | 0.1% |
| coliflor | 238 | 238 | 2 | 0.1% |
| Naranja | 221 | 221 | 2 | 0.1% |
| cherry | 200 | 200 | 2 | 0.1% |
| cilantro | 195 | 195 | 2 | 0.05% |
| maiz | 176 | 176 | 2 | 0.04% |
| Total general | 399,852 | 399,852 | 3,999 | 100% |

VOLCAN - NOVIEMBRE 2017

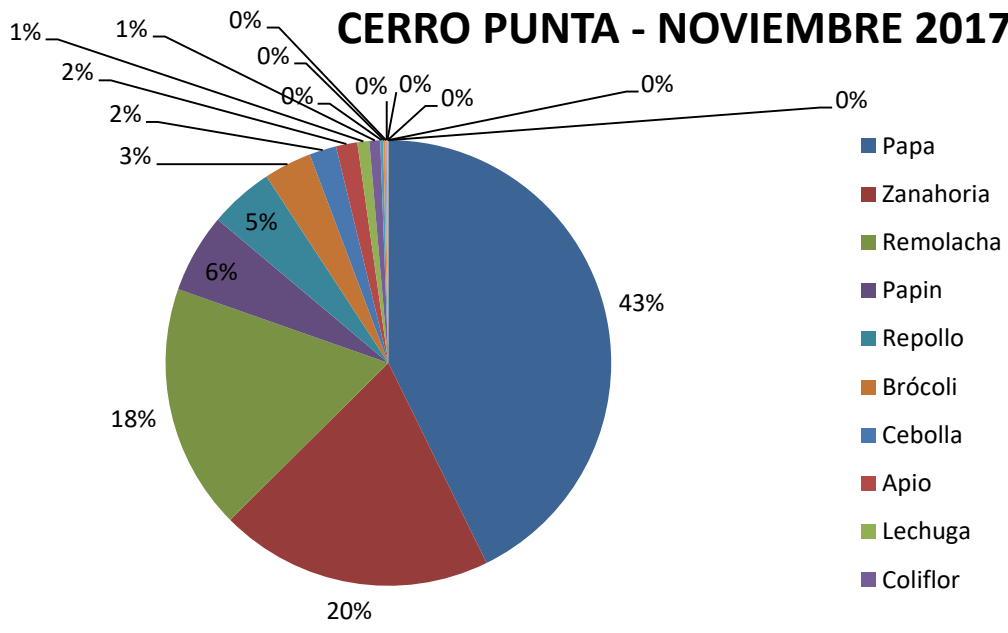


CERRO PUNTA

CANTIDAD DE PRODUCTO INGRESADO AL CENTRO PARA EL MES DE NOVIEMBRE 2017

| | | | | |
|--------------------------|----------------|----------------|--------------|-------------|
| Año | 2017 | | | |
| Proceso | Almacenar | nto | | |
| Productor | (Todas) | | | |
| Entrada al Cen Etiquetas | | | | |
| Etiquetas de | 11 | Total general | QQ | % |
| Papa | 209,699 | 209,699 | 2,097 | 43% |
| Zanahoria | 97,325 | 97,325 | 973 | 20% |
| Remolacha | 87,368 | 87,368 | 874 | 18% |
| Papin | 28,230 | 28,230 | 282 | 6% |
| Repollo | 22,865 | 22,865 | 229 | 5% |
| Brócoli | 17,043 | 17,043 | 170 | 3% |
| Cebolla | 9,621 | 9,621 | 96 | 2% |
| Apio | 7,608 | 7,608 | 76 | 2% |
| Lechuga | 4,255 | 4,255 | 43 | 1% |
| Coliflor | 3,832 | 3,832 | 38 | 1% |
| Tomate | 1,032 | 1,032 | 10 | 0.2% |
| Perejil | 804 | 804 | 8 | 0.2% |
| Puerro | 381 | 381 | 4 | 0.1% |
| Cebollina | 197 | 197 | 2 | 0.04% |
| Ají | 124 | 124 | 1 | 0.03% |
| Pimentón | 123 | 123 | 1 | 0.02% |
| Mostaza | 110 | 110 | 1 | 0.02% |
| Pepino | 99 | 99 | 1 | 0.02% |
| Total general | 490,716 | 490,716 | 4,907 | 100% |

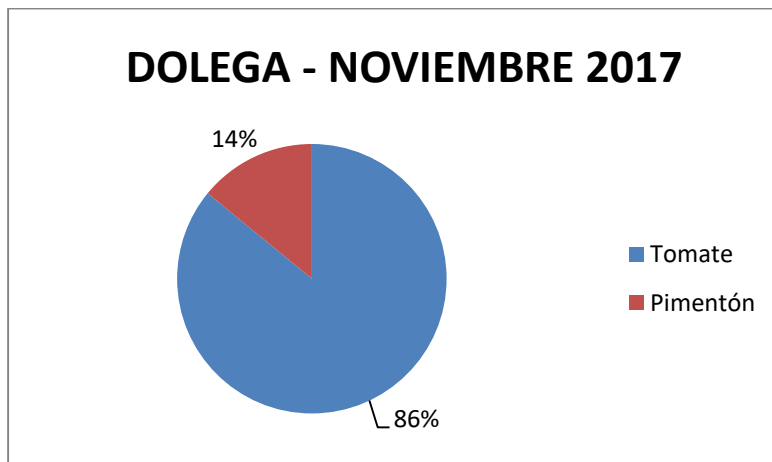
CERRO PUNTA - NOVIEMBRE 2017



DOLEGA

CANTIDAD DE PRODUCTO INGRESADO AL CENTRO PARA EL MES DE NOVIEMBRE 2017

| | | | | |
|----------------------|--------------|---------------|-----------|-------------|
| Año | 2017 | | | |
| Proceso | (Todas) | | | |
| Productor | (Todas) | | | |
| | | | | |
| Entrada al Cent | Etiquetas | | | |
| Etiquetas de | 11 | Total general | QQ | % |
| Tomate | 2,383 | 2,383 | 24 | 86% |
| Pimentón | 390 | 390 | 4 | 14% |
| Total general | 2,773 | 2,773 | 28 | 100% |



EL EJIDO

CANTIDAD DE PRODUCTO INGRESADO AL CENTRO PARA EL MES DE NOVIEMBRE 2017

| | | | | |
|------------------------|----------------------|---------------|------------|-------------|
| Año | 2017 | | | |
| Tipo | (Todas) | | | |
| Productor | (Todas) | | | |
| Entrada al Centro (lb) | Etiquetas de columna | | | |
| Etiquetas de | 11 | Total general | QQ | % |
| Ñame | 30,051 | 30,051 | 301 | 100% |
| Total general | 30,051 | 30,051 | 301 | 100% |

